Centralised Equine Data Management Solution

24-Apr-2025

COOLMORE

Agenda

- Current Systems Overview
- Consolidated Platform
- Vision for New Platform
- MTC2020 (Data Entry)
- HorsePower3
- FileMaker (Ratings)
- Data Consolidation

Current Systems Overview

COOLMORE

1. **Pedigree Management**
   a) MTC2020 (Capture)
   b) HorsePower3 (Querying & Reporting)
   c) Marebook System (Jockey Club Data Interface with SharePoint)
   d) MareList Report (Excel)

2. **Ratings & Commentary**
   a) FileMaker (Internal Ratings DB) – (Filtered into Ireland & Australia)
   b) TimeForm (External Ratings Data Feed)

3. **Race Results & Statistics Tracking**
   a) MTC2020
   b) HorsePower3
   c) Racing Post (External Racing Data Feed)

4. **Training**
   a) FileMaker (Training DB)

5. **Horse Farm Management & Client Billing**
   a) Ardex (Ireland), Ardex (Australia), Jockey Club HMS (America)

6. **Horse Sales & Purchases**
   a) TED2

Consolidated Platform

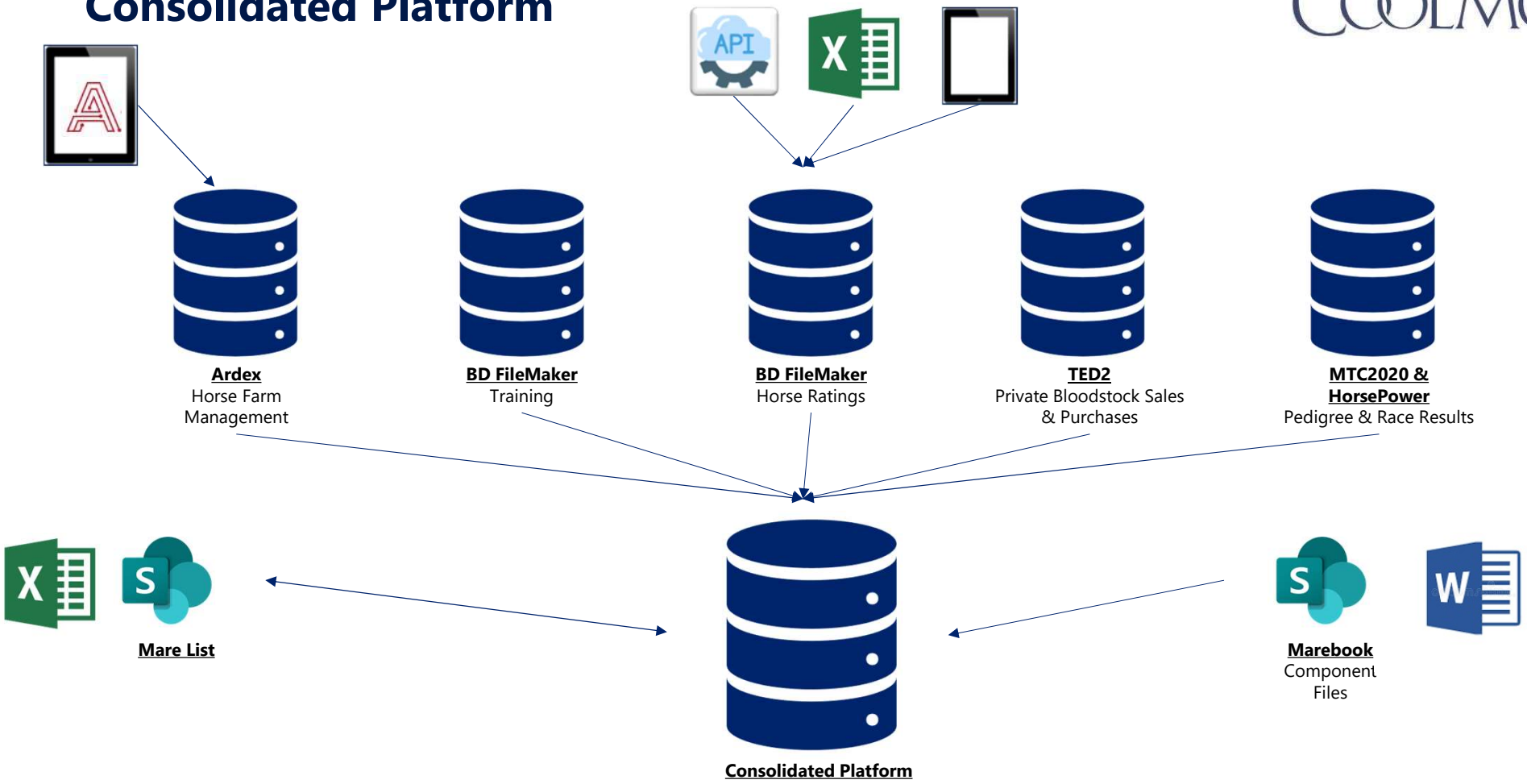

Vision for New Platform

COOLMORE

1. **Unified Horse Profile:** Single Source of Truth with Unique Identifiers and Photo Repository

2. **Field-Capture Enabled:** Designed for use on iPad and iPhone, as well as Desktop (Windows & macOS)

3. **Globally Accessible:** Secure Multi-Tenancy Access; incl. MFA

4. **High Configurability:** Tailorable Views, Colour-Coding, Reporting Engine

5. **Output Versatility:** Exports to Excel, PDF, WhatsApp, etc.

6. **Offline Capability:** Operate Without Connection and Sync When Online

7. **API Gateway:** For External Integrations

MTC2020 – Data Entry

1. Add/Select Horse & Pedigree Data (5 Generations)
2. Add a Race Year
3. Add a Race & Completed Race Results
4. Add Race Criteria
5. Manage Dead Heats
6. Race Checker
7. Update Group 1 Winners (generate Access DB)

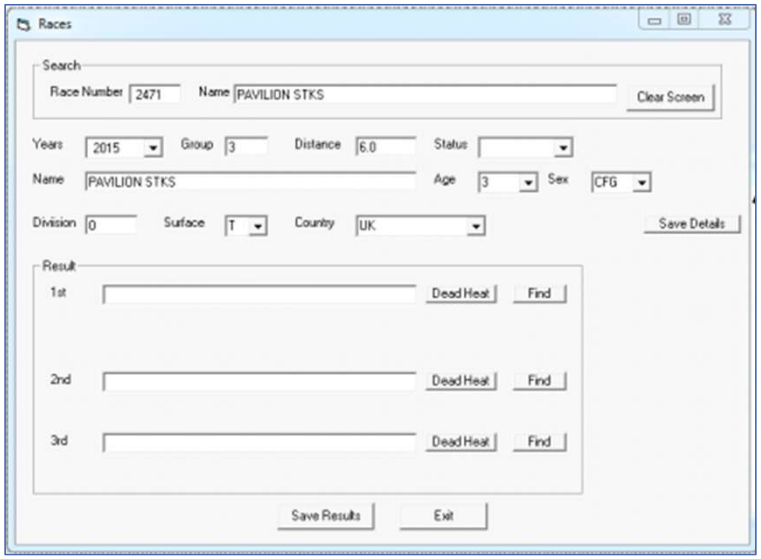

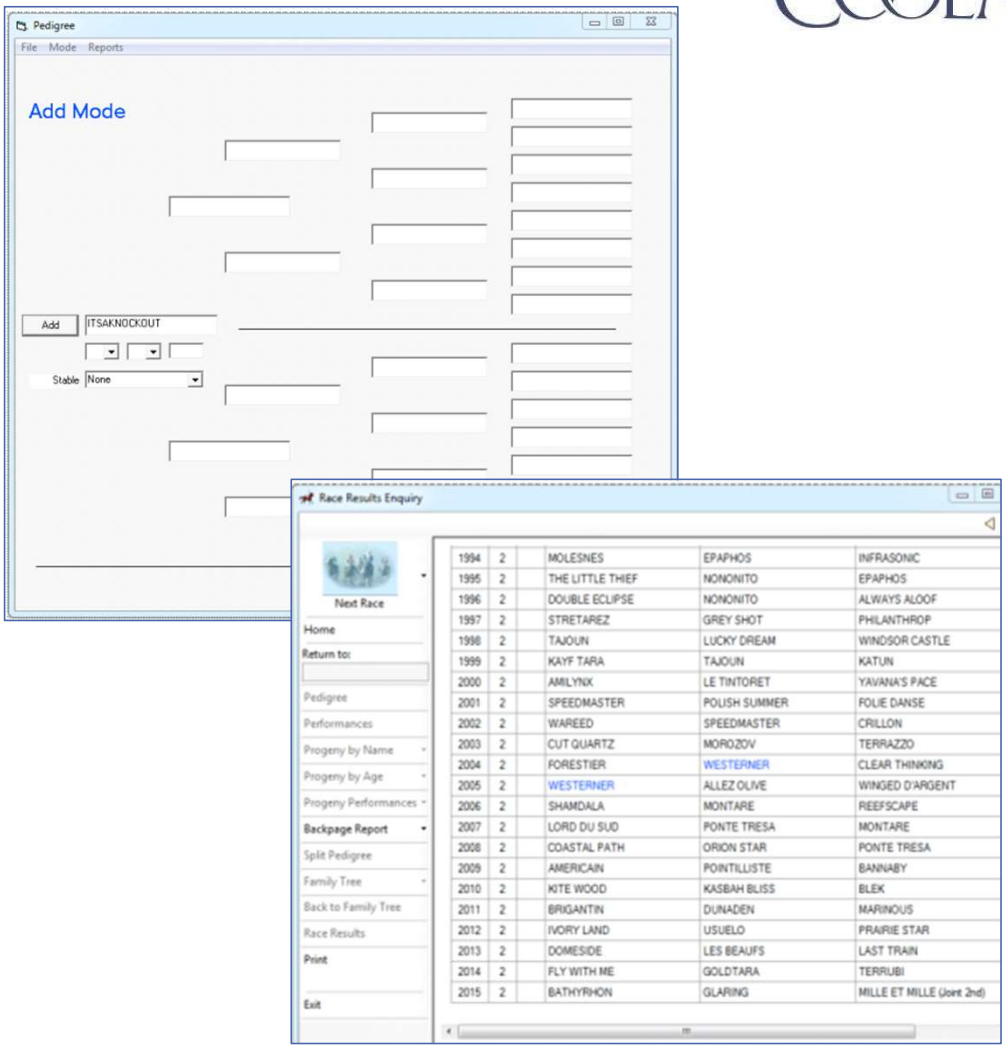

HorsePower3 – Data Query

1. 2 Colour-Coded Versions: “Coolmore Horses” or “Group 1 Winners”
2. Horse Enquiry
3. Progeny by Name (Sire / Dam / DamSire)
4. Progeny Performances
5. Backpage Report
6. Split Pedigree
7. Family Trees
8. DamSire Line Family Tree
9. Race Results
10. Race Detail Criteria
11. First X List (.xls of all QGH’s)

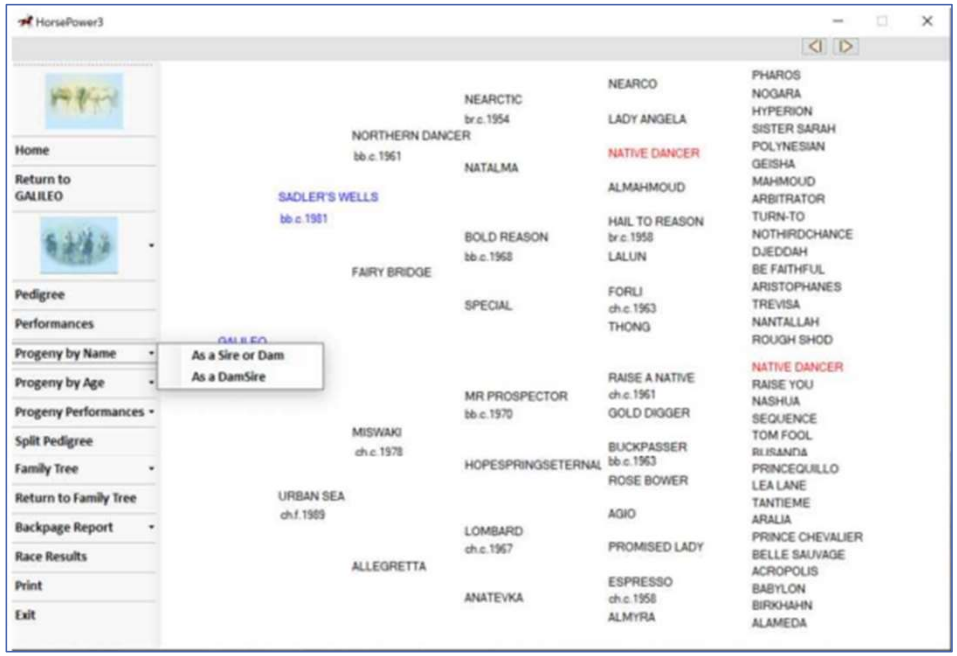

HorsePower3 – Backpage Report

COOLMORE

Report as a Sire

Sire will give you the breakout of the QGH progeny

Column 2/3 nos. Of QGHs and no. Of performances at QGH level gained by those QGHs

Column 4/5 under Group 1 H (horse) is no. Of G1Ws and P (performances) no. Of G1 wins

Columns 6/7 Same for G1 places.

The next 4 columns Cover G2 winners, wins, placed horses and places.

G3 are winners only & wins

Right hand column Average distance of the QG races in which the horses performed.

Column 1 gives location and age. You will see that the individual totals do not necessarily equal the Nhe All total, this because some of the horses will have performances in multiple locations

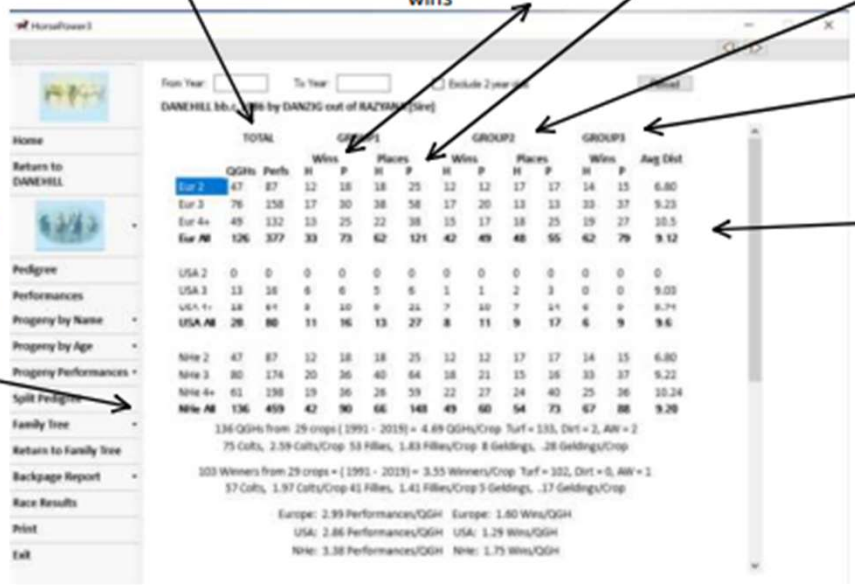

HorsePower3 – DamSire Reports

COOLMORE

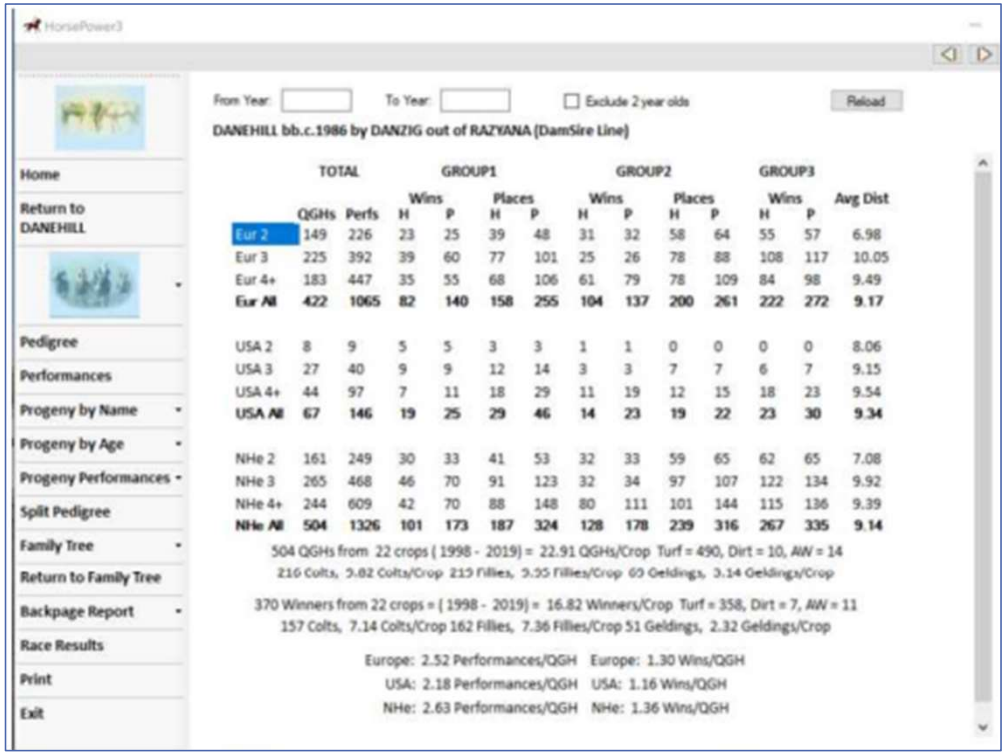

HorsePower3

From Year: To Year: Exclude 2 year olds Reload

DANEHILL bb.c.1986 by DANZIG out of RAZYANA (DamSire Line)

Home
Return to DANEHILL
Pedigree
Performances
Progeny by Name
Progeny by Age
Progeny Performances
Split Pedigree
Family Tree
Return to Family Tree
Backpage Report
Race Results
Print
Exit

	TOTAL		GROUP1				GROUP2				GROUP3		
			Wins		Places		Wins		Places		Wins		Avg Dist
	QGHs	Perfs	H	P	H	P	H	P	H	P	H	P	
Eur 2	149	226	23	25	39	48	31	32	58	64	55	57	6.98
Eur 3	225	392	39	60	77	101	25	26	78	88	108	117	10.05
Eur 4+	183	447	35	55	68	106	61	79	78	109	84	98	9.49
Eur All	**422**	**1065**	**82**	**140**	**158**	**255**	**104**	**137**	**200**	**261**	**222**	**272**	**9.17**
USA 2	8	9	5	5	3	3	1	1	0	0	0	0	8.06
USA 3	27	40	9	9	12	14	3	3	7	7	6	7	9.15
USA 4+	44	97	7	11	18	29	11	19	12	15	18	23	9.54
USA All	**67**	**146**	**19**	**25**	**29**	**46**	**14**	**23**	**19**	**22**	**23**	**30**	**9.34**
NHe 2	161	249	30	33	41	53	32	33	59	65	62	65	7.08
NHe 3	265	468	46	70	91	123	32	34	97	107	122	134	9.92
NHe 4+	244	609	42	70	88	148	80	111	101	144	115	136	9.39
NHe All	**504**	**1326**	**101**	**173**	**187**	**324**	**128**	**178**	**239**	**316**	**267**	**335**	**9.14**

504 QGHs from 22 crops (1998 - 2019) = 22.91 QGHs/Crop Turf = 490, Dirt = 10, AW = 14
216 Colts, 9.82 Colts/Crop 213 Fillies, 9.95 Fillies/Crop 69 Geldings, 3.14 Geldings/Crop

370 Winners from 22 crops = (1998 - 2019) = 16.82 Winners/Crop Turf = 358, Dirt = 7, AW = 11
157 Colts, 7.14 Colts/Crop 162 Fillies, 7.36 Fillies/Crop 51 Geldings, 2.32 Geldings/Crop

Europe: 2.52 Performances/QGH Europe: 1.30 Wins/QGH
USA: 2.18 Performances/QGH USA: 1.16 Wins/QGH
NHe: 2.63 Performances/QGH NHe: 1.36 Wins/QGH

HorsePower3 – Split Pedigree

COOLMORE

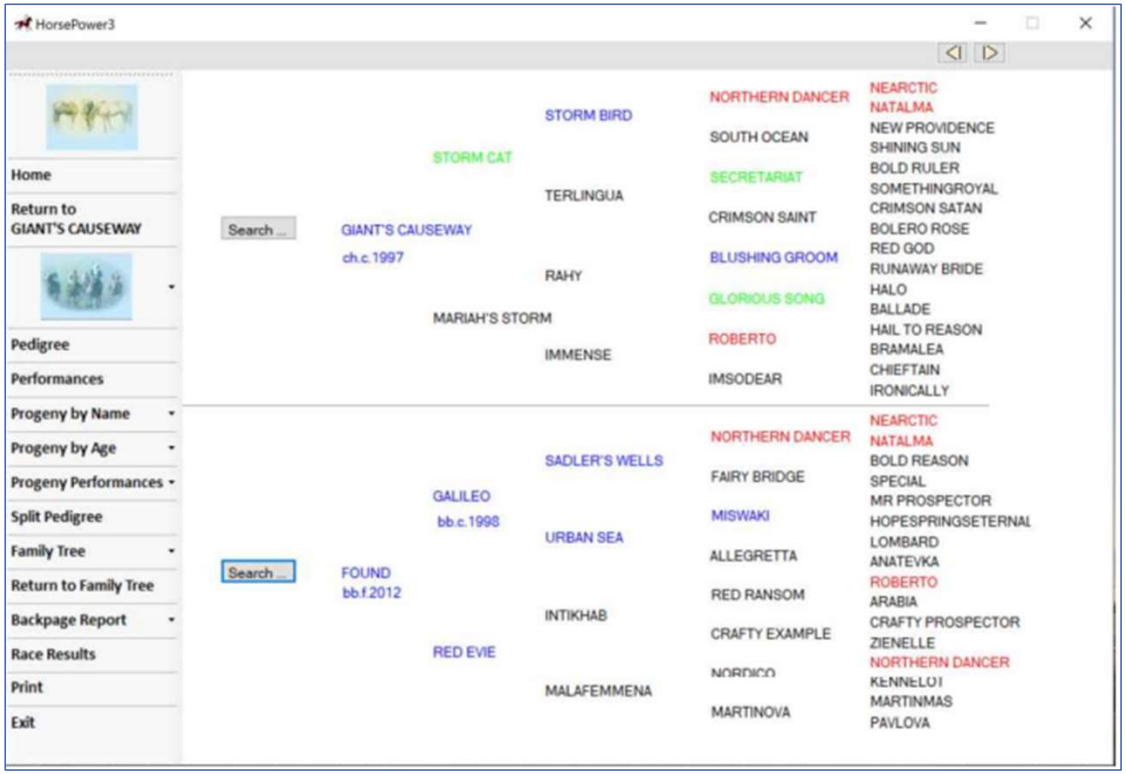

HorsePower3 – DamSire Line Family Tree

COOLMORE

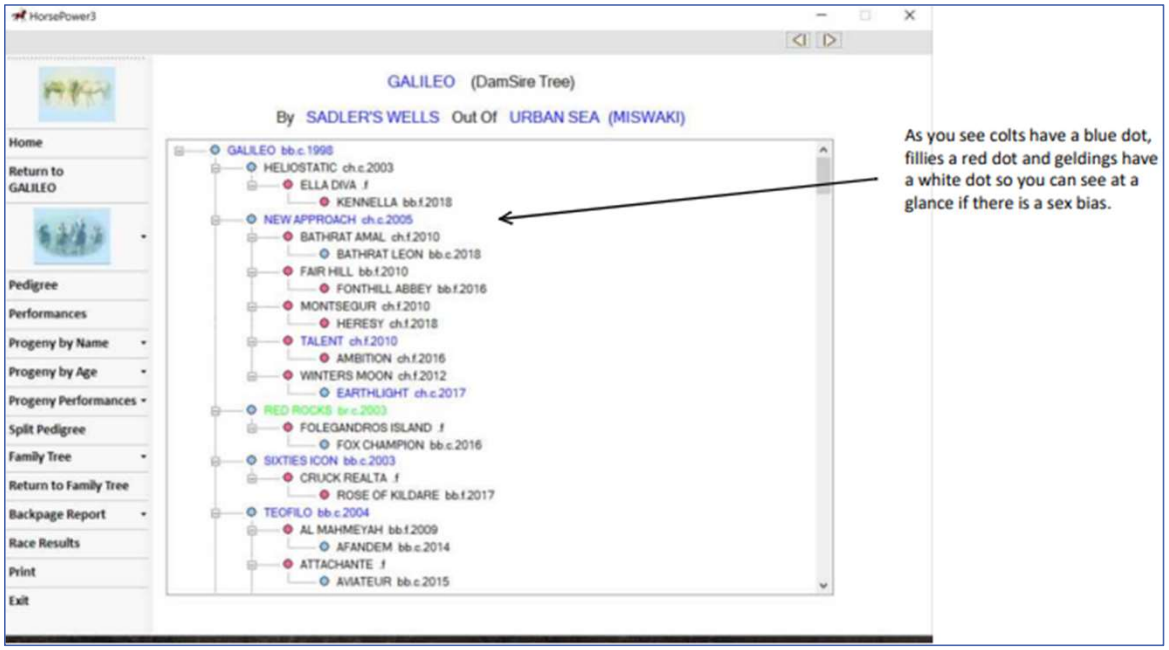

HorsePower3 – Race Results

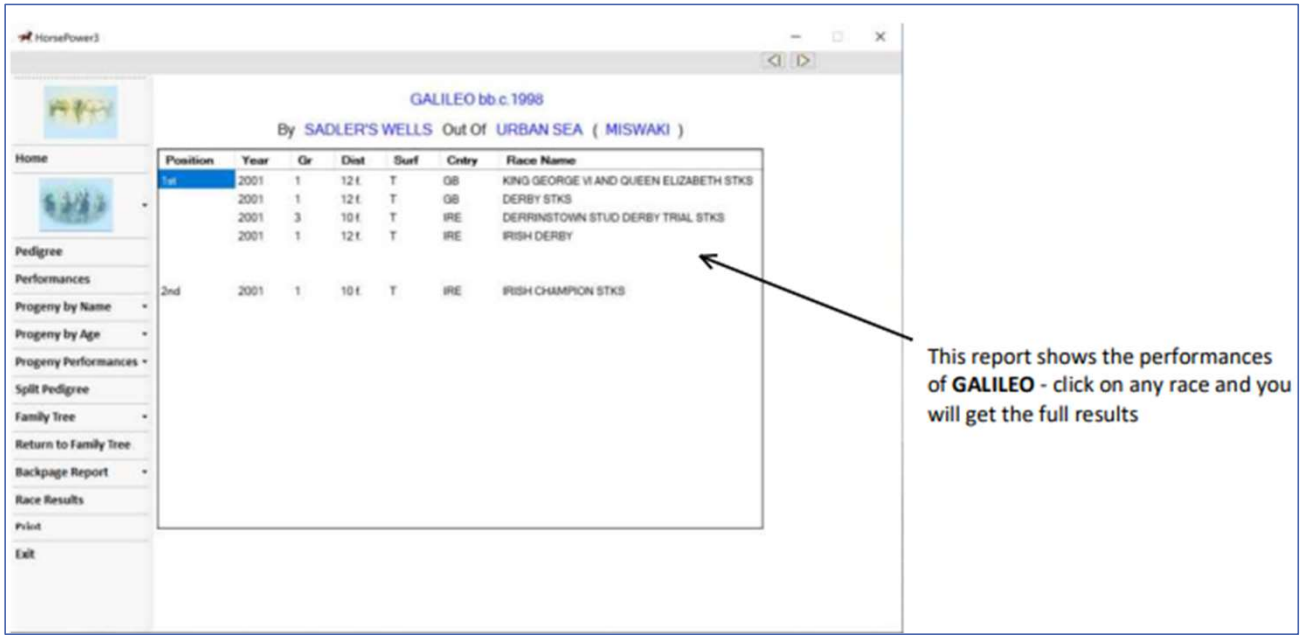

This report shows the performances of **GALILEO** - click on any race and you will get the full results

HorsePower3 – First X List

COOLMORE

Fam	Fdam	Horse	Sx	YOB	S	Sire	Dam	Damsire	GE	GU	GJ	GW	As 2YO
P4SW	P4SW	VAGABOND SHOES	G	2007		BEAT HOLLOW	ATIZA	SINGSPIEL	E	U		G2W	
P4SW	P4SW	RE EDIT	F	2015		CAMELOT	SO DIVINE	HIGH CHAPARRAL			O		
P4SW	P4SW	GORBACHEV	G	2013		GORKY PARK	GIMMEAWINK	CARNEGIE			O	G3W	
P4SW	P4SW	VENT DE FORCE	C	2011		HURRICANE RUN	CAPRIOLLA	IN THE WINGS	E			G3W	
P4SW	P4SW	RENNETI	G	2009		IRISH WELLS	CAPRICE MEILL	FRENCH GLORY	E			G3W	
P4SW	P4SW	DALIKA	F	2016		PASTORIUS	DRAWN TO RUN	HURRICANE RUN		U		G3W	
P4SW	P4SW	VIRGINIA JOY	F	2017		SOLDIER HOLLOW	VIRGINIA SUN	DOYEN	E			G3W	
P4SW	P4SW	TRAVIMYFRIEND	G	2012		TAVISTOCK	PINEAU	CARNEGIE			O		
P4SW	P4SW	TAVIDREAM	G	2013		TAVISTOCK	CINNADREAM	KING OF KINGS			O	G2W	

FileMaker (Ratings)

1. **Data Inputs:** Manual, 3rd Party Sources, via Templates
2. Manually Type Daily List of Foals Born in Previous 24-Hours
3. Agent Responsible for Reporting from FileMaker (Granular Level of Filtering) Based on Ownership

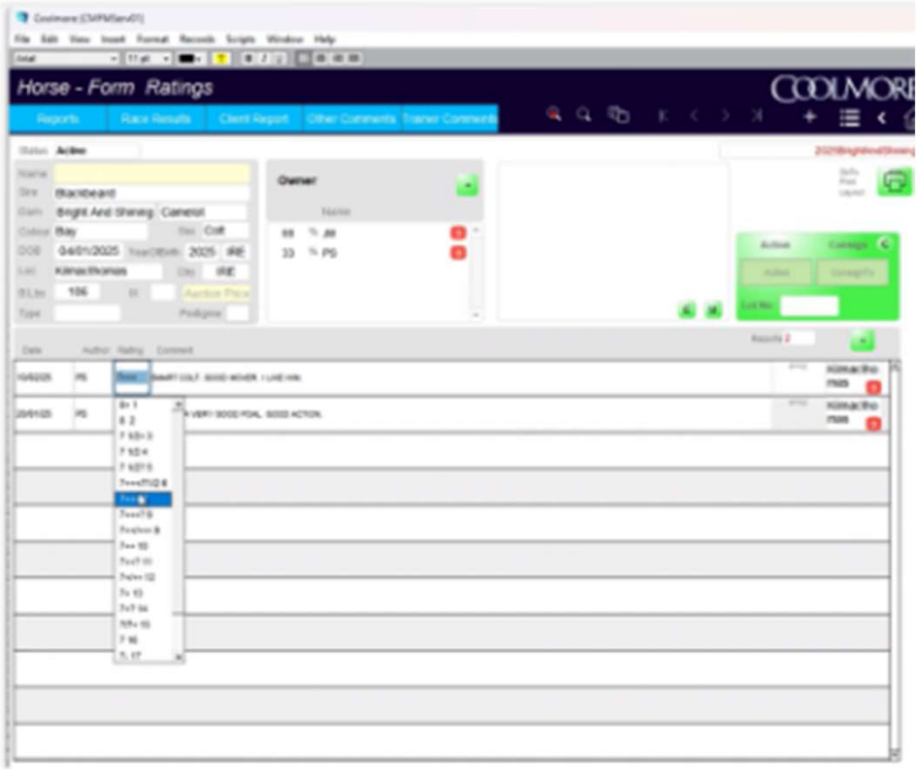

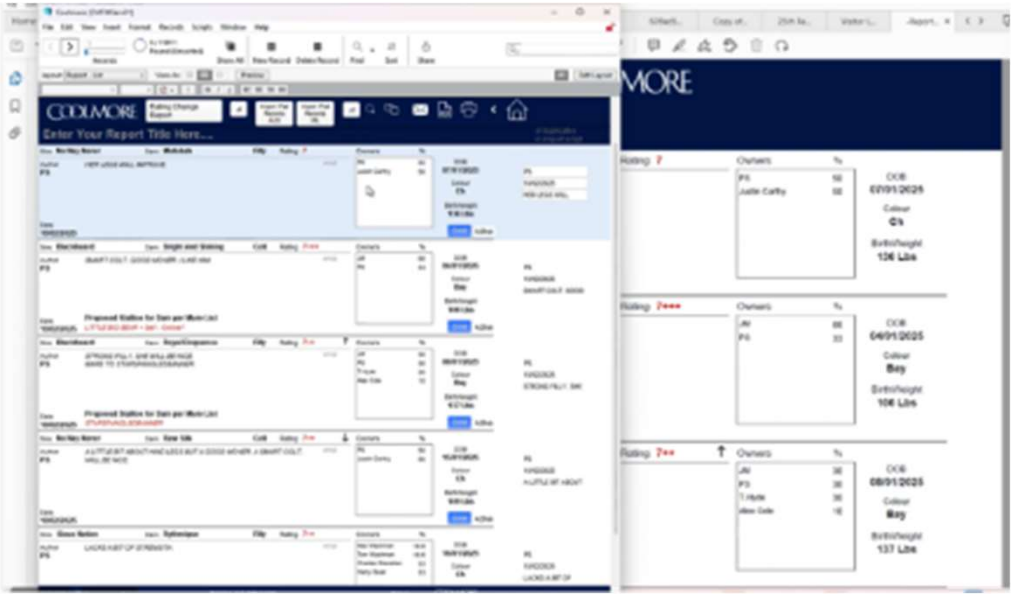

FileMaker (Ratings) – TV Screens & Mobile

COOLMORE

1. **Screen Outputs:** 6 * TV Screens (2 * Racing; 4 * Foals Born Globally)
2. American Foals Imported via Template
3. **Stock Bio Info:** Racehorses, Mares, Foals & Sire, Dam, Ownership % & **Racing Data:** (Racing Post Data Imported via Template)
4. **Mobile Application:** Field Capture for Comments During Foal Reviews; Maintains Historical Comments

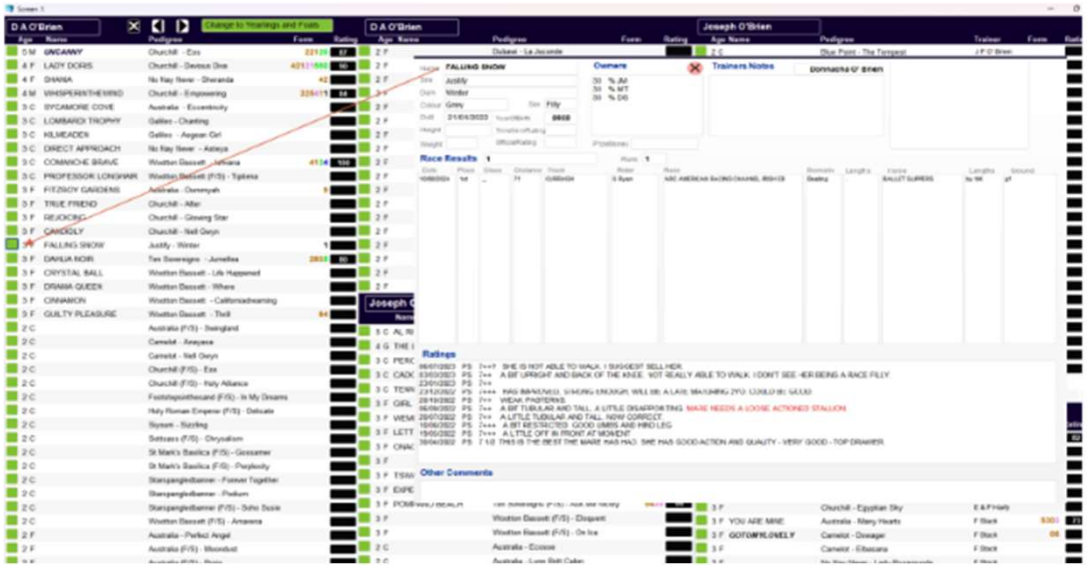

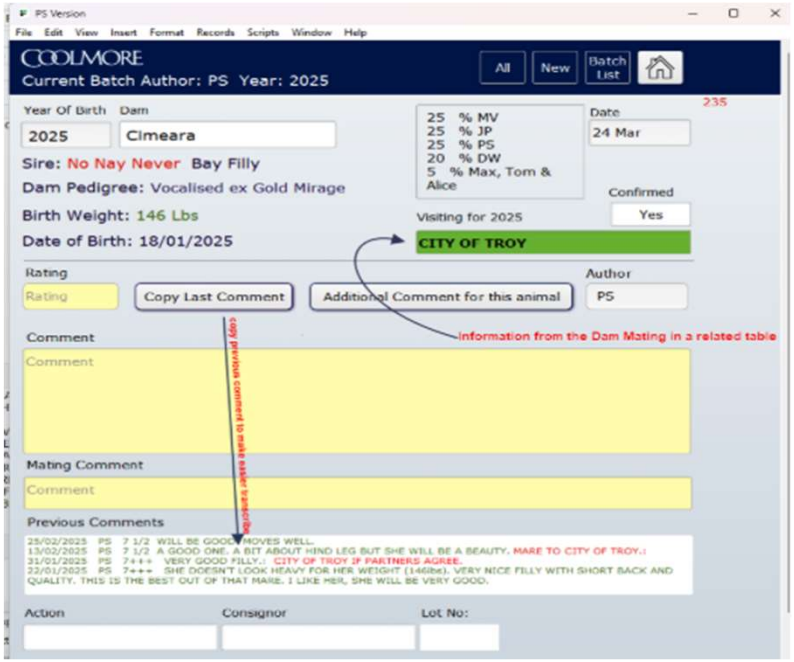

FileMaker (Ratings) – Requirements

COOLMORE

1. **Reduce Manual Data Entry** via Integrated Workflows

2. Provide **Real-Time Data** via Multiple Sources (APIs / Direct Connections / Cloud)

3. **Client-Specific** Screens Providing Snapshot of Horse, Ratings, Comments

4. Highly-Customised **Reporting** via Reporting Engine Drop-Downs

5. **Admin:** Granular Admin Control of Platform due to Sensitive Data

6. **Error Handling:** Robust Error-Logging Mechanism; Supported by Error Notifications and Rollback Mechanism

Data Considerations
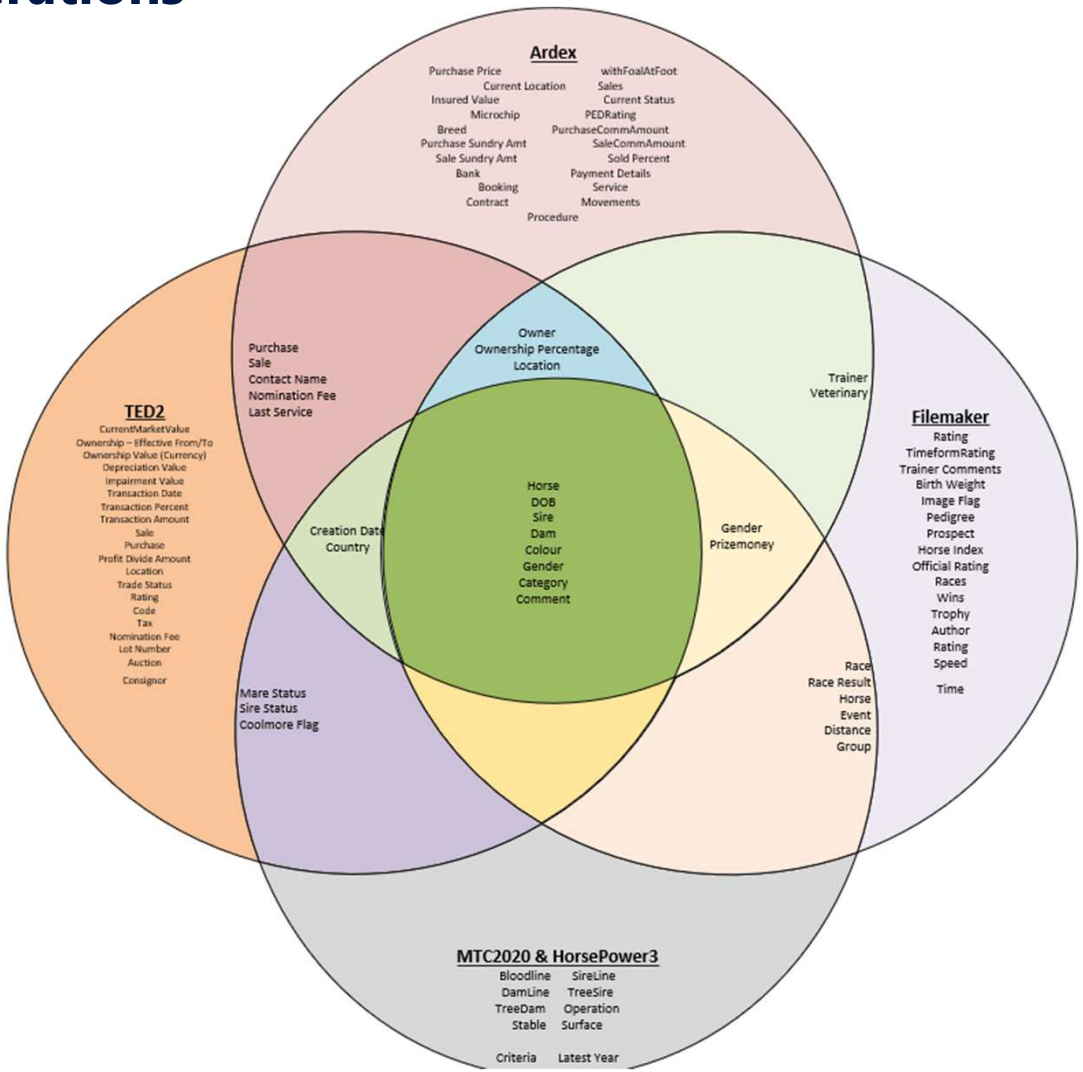
COOLMORE